



Spring 2019
Issue No: 652

Trefoil News

LADYBIRDS
CELEBRATE
30 YEARS

SDG 13:
CLIMATE
ACTION

SOCIAL
MEDIA
TIPS

ENGINEERS
IRELAND
COMPETITION

OGM
TUTORIAL
VIDEOS



Trefoil News

Spring 2019 Issue No: 652



ABOVE: Team CLWKD (Top) and Team Sparrots, winners in the research category (Bottom) at the Leinster FIRST Lego League finals in Dublin City University. Congratulations to both teams for representing Irish Girl Guides in the League at National level.

Published By
Irish Girl Guides, Trefoil House, 27 Pembroke Park, Dublin 4.

Printed By
MMS Mailing Services Ltd., Portside Business Centre, East Wall Road, Dublin 3.

The Editorial Team of **Trefoil News** reserves the right to edit material submitted.

Submit your articles, photos or queries to
trefoil.news@irishgirlguides.ie

From the Chief Commissioner

Dear Fellow Leader,

Happy World Thinking Day 2019! It really is a special feeling to think we are part of a movement in 150 different countries with girls and women all volunteering to create responsible global citizens. I love this time of year when we focus on our wider Guiding family and our 10 million sister-Guides and Girl Scouts around the world. I know the experience of worldwide Guiding has had a huge impact on who I am, and I hope it is the same for you and your girls. The sympathy messages we received from Guiding friends around the world when our MD, Suzanne Smith, sadly passed away in January were lovely examples of the sisterhood of Guiding that we are a part of.

The support and passion for Guiding that emanated at the National Conference in Galway in early February was fabulous. I really enjoyed the event and wish to thank all of you who attended, trained, facilitated and especially those who organised the weekend. It was an inspiring start to spring and a great way to get us geared up for the term ahead. It was wonderful to get Leaders' input into our Vision, our Strategic Plan and to provide opportunities for people to share ideas and experiences. And of course, it was fabulous to officially launch the International Camp of 2021!

One of the topics we discussed at the Conference was the variety of our Interest Badges across all Branches. We will also be consulting the girls who attend the Patrol Leaders' Weekend and Sixer event later in the year to have their input. When the new programme came out in 2015, we put a hold on any new badges for



a few years to give us all a chance to get to know the programme and its progressive nature. Now that we have all settled into the Journey Programme, we have the capability

to analyse which Interest Badges are most and least popular and to add in new ones if required. It's also great that, as an organisation, others want to partner with us and develop badges. Our thanks to Trócaire, Engineers Ireland and Aer Lingus for coming on board with us so far. If you have any further ideas or contacts of companies who might be interested in partnering with us on an Interest Badge, please drop me an email.

As the evenings lengthen and the mornings brighten, I wish you and your Unit lots of fun outdoors this spring.

Yours in Guiding,
Helen

Helen Concannon
Chief Commissioner

CONTENTS

Message from the Chief Commissioner.....	2
Contents and Editor's Note.....	3
Staff changes in IGG.....	4
A tribute to Suzanne Smith and Trefoil Guild update.....	5
In memory of Jen Bouman and Nora Hodgins.....	6
IGG Diary and Noticeboard.....	7
IGG in the Media.....	8
PR at IGG.....	9
ETB Grants.....	10
IGG Regional badges.....	11
Out and About.....	12-13
Leader warrants and OGM tutorial videos.....	14
Cottage focus.....	15
IGG General Council.....	16
Engineers Ireland Competition and International Women's Day.....	17
SDG 13: Climate Action.....	18-19
Ladybird Resources.....	20-23
Stitch's Diary.....	23
Brownie Resources.....	24-27
Guide Resources.....	28-31
Senior Branch Resources.....	32-35
International.....	36-39

Editor's Note...

Greetings Leaders,

Welcome to this spring edition of **Trefoil News** with a focus on upcoming occasions such as St. Patrick's Day, International Women's Day, Easter and Mother's Day.

We introduce the new tutorial videos that will help you to navigate OGM and we give you a heads-up on how to prepare and apply for the upcoming ETB grants for your Unit.

Get the low-down on IGG cottages - Violet Hill in Co. Clare and Leigh Dale in Co. Cork - both worth a visit during the upcoming summer months. We give you some bright ideas for engaging with social media and keeping it vibrant; take action against climate change with some guidance on UN Sustainable Development Goal No. 13; and check out the Engineers Ireland competition for Brownies and Guides, to spur your Unit on while doing those new Engineering Interest Badges.

Claire de Jong
trefoil.news@irishgirlguides.ie

ON THE COVER:

A Carrigdhoun Ladybird enjoying a visit to her Unit by the local fire service.



Staff Changes in IGG



**ÓRLAITH
NIC AIDHNE**

Receptionist (full-time)

Órlaith has been involved in Guiding since the age of six when she first joined Brownies. She now finds herself as an Assistant Ladybird Leader and full-time Receptionist in IGG National Office. She is a firm believer in Irish Girl Guides and what they provide for girls and women throughout Ireland – teaching, leading and adventure.

Graduating in 2016 with a Bachelor of Humanities in Communication Studies, she has since completed an internship with Hot Press magazine in their journalistic and photographic department where she focused on Irish politics, feminism and emerging Irish artists. Órlaith combines her volunteer skills and her knowledge of Guiding to enable her to help anyone who contacts National Office.

Being able to assist those on the ground within the organisation is something she finds incredibly rewarding.

Some of her favourite Guiding memories include visiting London with her Guide Unit in 2005, writing content for the Tolmers campsite newsletter and collating camping stories from her fellow Guides. Her least favourite? Pitching her and a friend's tent in the middle of a midge trap at Lough Dan – waking up the next morning to a tent full of midges. It makes you itchy to even think about it.

Away from the office, Órlaith can be found swinging from the ceiling in an aerial hoop class, perched in a coffee shop or working hard in front of the Adobe Lightroom editing program.

nutritionist, with a background in public health. Although Oonagh is new to Irish Girl Guides, she was drawn to the organisation for its focus on youth development, inclusion and work in the community.

Oonagh studied a degree in nutrition and a Masters in Public Health in the UK and has now returned to Fethard-on-Sea, Co. Wexford. Oonagh helps people stay informed and educated on all matters related to health and nutrition through her blog and business 'Little O Nutrition'.

Through Oonagh's education and experience working and volunteering in the community, she understands how valuable organisations like Irish Girl Guides can be and is excited to be a part of it.

MARY NUGENT
Operations Manager

With over 30 years' experience in both the business and voluntary sectors behind her, Mary Nugent is taking on an 8-month contract as Operations Manager of IGG. As a former Guide, she went on to many years' service as a youth work volunteer, and has experience in the sector mainly through Scouting. She has been involved at both local and national levels of Scouting and was a member of the Catholic Guides of Ireland when she was younger.

Professionally, Mary has worked for the last seven years as Operations Manager for an Irish supplier of specialised printing materials. Before that, she had 17 years management experience in the transport sector.

Mary has added to her skills toolbox through her various roles and projects for the scouting equivalent of WAGGGS - the World Organisation of the Scout Movement (WOSM). She also brings with her a strong background in youth programme development pertaining to non-formal education and in development of training for volunteers in the youth sector.

She loves to shop, to camp, to be in the outdoors and her extra-curricular activities include supporting Special Olympics Ireland.



OONAGH TREHIN
South East Region RDO

Oonagh Trehin is a registered associate





A TRIBUTE TO SUZANNE SMITH

Suzanne Smith began as our Managing Director in January 2018. She had been working as an MD in a multinational company and wanted a change in direction and to give something back by working for a charity. Suzanne brought her natural leadership and passion to her work in IGG. She was dedicated and diligent, and brought a vibrancy to any situation through her striking presence. Learning all about IGG in a short space of time, Suzanne was a member of Executive, Programme & Training, Finance and Management Committees. She also contributed to the IT Review group and attended a number of local Guiding events. Last year's Council meeting was organised by Suzanne and she presented the Annual Report to our members with great enthusiasm.



Unfortunately, Suzanne became very ill very quickly and went on sick leave at the end of July. After a hard fought battle with cancer, Suzanne passed away peacefully on 13 January. She was in St. Vincent's University Hospital, Dublin surrounded by her family and friends.

In the short time that Suzanne was with us in IGG, we got only a glimpse of the wonderful person that she was. For those fortunate to have known her for longer, we send our deepest sympathies, particularly to her Mum, her daughter, her partner and his daughters, and their wider family and circle of friends.

A funeral service was held for Suzanne on 21 January and IGG staff and volunteers were well represented. Minister for Children and Youth Affairs Katherine Zappone sent her condolences and representatives from The President's Award, National Youth Council of Ireland, Catholic Guides of Ireland and Scouting Ireland all demonstrated the respect with which Suzanne was regarded. Girlguiding UK also sent us a letter of sympathy and the wider Guiding family have been very supportive.

The essence of Suzanne's funeral service was one of gratitude for the times we have had, rather than thinking of what we haven't had. Her family spoke of the clear need for everyone to value each day and to live life to the full.

Rest in peace Suzanne.



The latest from Trefoil Guild

A new Guild has opened in Bray, Co Wicklow and another new Guild has been heard of on the grapevine in Eastern Region. There are stirrings in West & Central Midlands to open a new Guild there too.

North East Trefoil Guild, who only opened in 2016, now has 18 members. East Wicklow Guild also has some new members. They held a book review event recently and so many turned up that they had to move to a bigger room!

Dublin Guild have been to the Seamus Heaney exhibition and packed hampers for the Capuchin Day Centre. Dun Laoghaire, Dublin, Bray and East Wicklow Guilds are getting together for a World Thinking Day celebration in the Enniskerry cottage.

Plans going forward include a historical tour of St. Stephen's Green and the Little Museum of Dublin in the spring, a visit to the Isle of Man in the autumn, and representation at the European Conference of the International Scout and Guide Fellowship in Bremen in August.





IN MEMORY OF JEN BOUMAN

Jen was a very valued member of the *Trefoil News* Packing Team, having worked with us since the early 2000s. She was one of the oldest members of the team and continued until she was almost 92, when the last magazines were packed in National Office in April 2018!

Jen came from Holland, where she joined Guides and then went on to run her own Guide Company, organising many camps and other activities.

She first came to Ireland in 1956 to attend an international camp at the National Memorial Cottage in Enniskerry. There she struck up a great friendship with many Irish Guide Leaders. From then on, she often came to Ireland on holidays and finally moved to Wicklow in the early 1970s,

when she retired from her physio practice in Holland.

She travelled in to National Office on packing days from Kilmacanogue in her little red car. She was usually the first to arrive as she left her house far too early and had to contend with all the traffic on the N11!

She was a great favourite with staff and packers alike and we all admired her enthusiasm for life and her energy – she usually went straight to the gym after packing was over!

She will be sadly missed by all of us.
Dilys Lindsay



TRIBUTE TO NORA (LEONORA) HODGINS, LEADER WITH DUNDRUM BROWNIES

Our dear friend Nora passed away a few days after Christmas, news that brought shock and sadness to many. Nora was a Leader with Dundrum Brownies, initially joining in 2016 as a Unit Helper and then quickly becoming a full Leader.

Nora embodied all the IGG values of honesty, loyalty, putting time and talents to good use, being responsible and being a friend to others. Most of all she taught her co-Leaders in Dundrum Brownies, and all who came into contact with her, what it means to have courage and be cheerful in times of difficulty. She was always saying that being at Brownies made her happy and always volunteered to help with anything she could.

Our best memories with Nora were the everyday moments, chatting as we shared lifts to and from meetings, cutting out cardboard templates for wool pom poms and putting together checklists for trips. We are so glad that she got to enjoy Pack Holidays at Larch Hill and Lough Dan, lots of daytrips and the Dun Olaf District Event last October. Her last trip with us was to see the Snow Queen panto, an afternoon she enjoyed very much. During Nora's time as a Leader, Dundrum Brownies earned their Cultural Diversity Interest Badge celebrating the Philippines National Day with a parade, songs, crafts and specialty desserts.

Leaders, Ladybirds, Brownies and Guides from Dun Olaf District provided a guard of honour for Nora at her funeral. May our dear friend Nora rest in peace.

Helen Cahill, Dundrum Brownies Leader and Dun Olaf District Commissioner





DATES FOR YOUR DIARY

FEBRUARY	16-22	My Europe My Say, Belgium
	21	Senior Branch 18 th birthday party
	22	World Thinking Day and a-WEAR-ness Day
	24	NPT meeting
MARCH	1	World Book Day
	2-8	Engineers Week
	3	World Wildlife Day
	8	International Women's Day
	11	Mother's Day
APRIL	17	St. Patrick's Day
	5	EuroJam 2020 1st deposit deadline
	5	Deadline for entry into draw for €100 off EuroJam 2020 event (see page 36)
	6	Executive meeting / Council meeting
	6	OGM Training for Commissioners
	7	Management Day
	12-14	Patrol Leaders' weekend
	22	Earth Day
	27-28	Timpeall an Domhain finals
MAY	12	International Permit Training
JUNE	15	Deadline for National Guide Award applications
JULY	27	Explorer Belt
OCTOBER	12	National Guide Awards
NOVEMBER	14-20	Juliette Low Seminar

A-WEAR-NESS DAY!

We hope to see lots of photos of girls and Leaders at home/college/work wearing their IGG uniforms on a-WEAR-ness Day - 22 February!

Send your best photos with a caption including the name of your Unit to your local papers and to communications@irishgirlguides.ie

Limerick Distribution Centre have changed their opening hours.

New hours:
9am to 1pm Tuesdays
9am to 1pm Wednesdays
11am to 4pm Saturdays

IGG WEEKLY NEWSLETTER

Are you receiving the Leaders' weekly email newsletter? If not, you are missing out on news, ideas, resources and competitions! Sign up now at <https://www.irishgirlguides.ie/leader-page/leaders-weekly-newsletter/>

IGG in the Media



Spotted on Social Media.....



.....and making the Headlines.....

- Local Girl Guide Leader Helen receives top charity award – **Northside People**, 16 January 2019
- Peace Light – **Galway City Tribune**, 11 January
- Irish companies have thousands of vacancies for skilled engineers – **The Irish Examiner**, 4 January
- Clonakilty Ladybirds – **The Opinion**, 1 January
- Helen's Guiding light shines – **Fingal Independent**, 25 December 2018
- Macroom Guides' annual report – **Lee Valley Outlook**, 20 December
- Restoring faith in Irish charities – **Business Ireland**, 12 December
- Newbridge Guide Leader basks in Golden Sun Award – **Kildare, Naas and Newbridge Nationalist**, 11 December
- Raheny Brownies invent sustainable water solutions – **Dublin Gazette**, 6 December
- Local Brownies showcase water solutions in DCU – **Drogheda Independent**, 4 December
- Girl Guides showcase their engineering skills at DCU Expo – **Carlow Nationalist**, 4 December
- Local girls help launch STEM badge – **Wicklow Voice**, 23 November

TIPS FOR RUNNING YOUR UNIT'S SOCIAL MEDIA ACCOUNT

By Beth Moody,
Assistant Chair of IGG's Communications Committee

Whether you're starting a new social media account for your Unit, or already have one, the first thing to consider is: What's the purpose of your account? Is it to share information with parents, recruit members and volunteers, publish what great things you've been doing or connect with the local community? It may be all of these!

The purpose of the account will determine which account and platform is best, if you haven't already got one.

FACEBOOK

Pages are for publicly sharing what your Unit is doing with parents and the wider community.

Groups are for sharing information and images with a select number of people – typically parents of your Unit or Senior Branch members.

Personal accounts, like your own account, have a variety of privacy settings.



TWITTER is about being part of a conversation and is completely public (while Irish Girl Guides as an organisation uses it, it doesn't suit most Units).



INSTAGRAM is increasingly popular with younger members and can either be public, so that anyone can see and interact with your account, or private so only those part of, or related to, your Unit can see.



Things to think about when posting:

- Does it give insight or benefit?
- Use hashtags - have a regularly used one and then ones relevant to the post.
- Suggestions: [#givinggirlconfidence](#) [#irishgirlguides](#) [#forherworld](#) [#teamgirl](#) [#girlscan](#) [#throwbackthursday](#) [#leavenotrace](#) [#lendahand](#) [#beprepared](#)
- Are you working with another Unit or organisation? If so, mention or tag them.
- Does it fit with IGG's image and principles?
- Quotes are great but you need permission from the member and parents.
- Add pictures or a video to the post as a picture says a thousand words and a video is worth a thousand pictures.
- Pictures of girls doing activities are more effective than posed pictures as they show the spirit of Guiding.

- Girls should be in uniform unless it's a fancy dress night, a messy activity or the girls are on camp.
- Make sure that everyone in the photo has signed photo permission (i.e. a parent has signed the relevant part of the *Personal Registration Form for Girls*).
- Think about members' safety – don't give full names of girls under 18 or identifying information.
- Consider your audience's interests - how often they want to see posts and the time they have to read them.
- Post regularly to stay relevant.
- Always double check spellings, hashtags, tags and links.

Engage with comments on your posts – thank people for positive comments and answer questions. If any comments are inappropriate, delete them (and consider banning the perpetrator).

Look at the feedback you are getting, such as when you get the most interaction with your posts. Then post – or schedule posts – for these times. Usually the best time to post is between 7pm and 9pm as that's when most people are on social media.

Respond to messages - even if you don't know the answer, let them know that you need to check and get back to them or send them on to the necessary people.

It doesn't have to be the Unit Contact Person who runs the social media account - think about giving it to a Leader (perhaps a younger Leader) who is interested in taking pictures and doing social media.

Keep up-to-date on what Irish Girl Guides, your Region, WAGGGS Europe Region and WAGGGS World level are sharing - not only will this give you ideas for activities but, by sharing their posts, it will remind your followers that your Unit is part of a bigger organisation. There are apps to help re-post on Instagram.

Facebook:

1. <https://www.facebook.com/irishgirlguides/>
2. <https://www.facebook.com/europe.region.waggs/>
3. <https://www.facebook.com/waggs/>

Instagram:

1. [@irishgirlguides](#)
2. [@europeregionwaggs](#)
3. [@waggs_world](#)

For further information see Irish Girl Guides' Procedures for Social Media >> <https://bit.ly/2sv55oD>

GRANTS AVAILABLE WITH THE EDUCATION AND TRAINING BOARD (ETB)

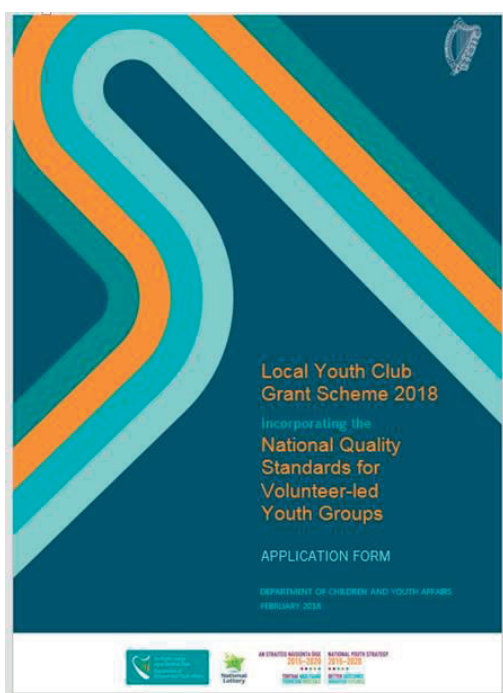


etbi
Education & Training
Boards Ireland
*Boird Oideachais &
Oiliúna Éireann*

Has your Unit previously applied for grants from your local ETB (Education and Training Board)?

If not, your Unit is missing an opportunity for regular annual funding. This funding has been very helpful to many Units around the country and we encourage you all to make the most of the opportunity. If we all grow our own Unit resources with such grants, IGG can have a wider impact as an organisation.

We expect that the 2019 ETB grant application form will be made available in March. For your reference, here's an image of last year's form:



If your Unit is already registered with your local ETB, you should receive a form directly. If your Unit contact details have changed since last year, you should contact your local ETB to update them. Contact details of your local ETB can be found here: www.etbi.ie/etbs/directory-of-etbs/

ETB grants are aimed at groups working mainly with young people aged 10+. So, **if you are a Ladybird or Brownie Unit, we suggest you arrange to do a joint application with your local Guide or Senior Branch Unit.** The grant can be paid to the Guide or Senior Branch Unit bank account. For successful joint applications, 75% of the girls should be aged 10+.

The closing date for applications is usually in April or May. Completed application forms must be submitted **to your local ETB.**

To help you start preparing for your application, here are a few items requested by the ETB in previous years. They will most likely ask:

- for the IGG **Registered Charity number** – the number is 2000 6327
- to explain **what we do** at IGG – you will find the answer to this on our website
- to explain **how you would use the grant** for the development of your Unit
- to provide **a copy of your Unit's previous year's accounts** – perhaps flag this with your Treasurer now

Further resources and samples are provided for you in the Forms section on the Leaders Area of the IGG website: www.irishgirlguides.ie/leader-page/nqsf/

While it may take a week or two to gather what you need for the application, the final form should take an hour or less to complete and will be well worth it. **Be sure to have everything gathered in good time for meeting the ETB closing date.**

If you need assistance with completing your application, ETB Officers are there to help. Alternatively, your IGG Regional Development Officer (RDO) may be able to assist you. If you're not sure of their email address, check www.irishgirlguides.ie/unit-locator/. Your local Commissioner may also be able to help. For Commissioners' contact details see your 'Support Network' under 'Members' in the left-hand menu on OGM.



IGG REGIONAL BADGES

Within Guiding, one of the most exciting aspects for our younger members has always been meeting girls and young women their own age from all over the country – and given the size of this country, it happens often enough. Even more so for Leaders attending national trainings and events. You don't realise how often you may cross paths!

ARE YOU WEARING YOUR REGIONAL BADGE?

Costing just 50c each in our Distribution Centre, our seven Regional badges were designed by our members to represent the geographical spread of Irish Guiding. They can be worn on a sash, jumper or bag by all members and are a really simple way of not only making it easier to track down people from your Region at an event, but also showing your RDO, members of a National committee or even a local visitor to your Unit your Regional pride. IGG Regional badges also make an excellent first badge choice for new members who have yet to earn any other badges and they look really impressive too.

Given that many Units do so much PR by being seen out and about, wearing the badge is a really simple way of connecting the dots for members of all ages and reminding them that they're a part of something much bigger than their own Unit.

So, for whichever reason you choose – keeping track of your Unit at an event or simply wanting to add a little extra something to a group photo – you can contact the Distribution Centre today to enquire about picking up a few of these colourful badges.



Regional badges are available from your local IGG Distribution Centre or online at www.irishgirlguides.ie/shop



OUT AND ABOUT

RECENT ENROLLMENTS

ABBEY BROWNIES



ST. PETER'S GUIDES, BANDON

Enrollments at Top of the Rock Pod Parc and Walking Centre in Drimoleague, West Cork

**CLONAKILTY LADYBIRDS -
NEW UNIT**



LUCAN GUIDES - ENROLLMENT AND A BIRTHDAY

Lucan Guides enrollments and Kayleigh celebrating her birthday on her enrollment day.



INTO ORBIT!

Guides and Senior Branchers from across Ireland enjoyed participating in the First Lego League at Dublin City University.



FIRE LADYBIRDS!

Carrigdhoun Ladybirds received a recent visit from the local fire services. There was such excitement on the Ladybirds' faces when they were trying on the helmet!



SENIOR BRANCH DO LADYBIRD BADGES IN 24 HOURS

To start off the new year, Cork's Bishopstown Senior Branch stayed at Leigh Dale Cottage and completed all the Ladybird Interest Badges within 24 hours. Will they take on the Brownie Interest Badges next?





WARRANTS ISSUED BETWEEN 27 NOVEMBER 2018 AND 16 JANUARY 2019

CONGRATULATIONS TO ALL LEADERS!

Now continue on your journey with IGG... Check out *Leading the Way* - available in the Leaders' area of the IGG website, under 'Publications'. **Assistant Leaders** will find guidance on becoming a fully warranted Leader, and **Leaders** will find guidance on further training options for up-skilling, for keeping up-to-date, and for networking with other Leaders.

LEADER WARRANTS

NAME	UNIT	REGION
Marie Godsil	Knocklong Ladybirds	Mid West
Máire Hickey	Thurles Guides	Mid West
Deirdre Murray	Kiltale Guides	North East
Tanya Curry	Tullyallen Brownies	North East
Olwyn Payne	Shannon Ladybirds	WCM
Emer Curtin	Bray Senior Branch	Eastern
Nicole Moore	Bray Senior Branch	Eastern
Eleanor Kellett Conlon	Bray Guides	Eastern
Chloe Carolan	Skylark Guides	Eastern
Linda Corbet	Taney Brownies	Eastern
Vanessa Carswell	Taney Brownies	Eastern
Heather Burnett Niland	Kiltarnan Guides	Eastern
Katie Wyer	Skylark Guides	Eastern
Deborah D'Arcy	Martello Ladybirds	Eastern

ASSISTANT LEADER WARRANTS

NAME	UNIT	REGION
Siobhán Flanagan	Cratloe Brownies	Mid West
Nicole Meyer	Ennis Ladybirds	Mid West
Carol Martin	Smartie Brownies	Mid West
Meabh Lonergan	Owenabue Brownies	South West
Thora MacMahon	Carrigdhoun Ladybirds	South West
Avril Warren	Owenabue Brownies	South West
Ciara Casey	Glasson Guides	WCM
Christine Nolan	Merlin Woods Brownies	WCM
Denise Cox	Camlin Brownies	WCM
Maeve Cosgrove	Camlin Brownies	WCM
Caren Hardiman	Shannon Ladybirds	WCM
Sinead Hynes	Moycullen Guides	WCM
Mel Stanley	Cairde Guides	WCM
Orla O'Neill	Sí Gaoith Guides	WCM
Martina Sheridan	Donabate Brownies	Eastern
Vanda Clayton	Donabate Ladybirds	Eastern
Adele Biddulph	Maynooth Senior Branch	Eastern
Heather Burnett Niland	Kiltarnan Guides	Eastern
Rachel Kealy	Wicklow Ladybirds	Eastern
Patricia Grace	Wicklow Ladybirds	Eastern

OGM - New Help Tutorial Videos for Leaders

OGM (Online Guide Manager) have introduced a series of new tutorial videos in the **Help** area.

The **Help** area is dedicated to many searchable tutorial videos ranging from getting started through to the parent portal. Videos are a great way to learn by example in a more interactive way, and these new videos will help OGM users to get the most out of the system.

There are text descriptions accompanying each video for those who prefer to follow tutorial steps as text too.

Tutorial videos are now available for all OGM users. **Login to OGM and go to Help > Tutorial Videos.**



Leigh Dale Cottage

SOUTH WEST REGION

Leigh Dale Cottage is a beautiful little cottage situated on the outskirts of Ballincollig, only 9km from Cork City. There is an excellent view of the River Lee Valley, including Ballincollig, in the barracks at which Lord Baden-Powell was once stationed.

The cottage was reconstructed and extended in 1985. It can sleep up to 24 girls in the large bunk room with a separate room for Leaders that can sleep four. We have a washroom with five sinks, two showers and two toilets. We have a well-equipped galley-style kitchen with fridge freezer, large cooker/oven, microwave etc.

The common room retains the original fireplace with traditional wheel bellows and ample table and chairs. The large window gives a good view of the surrounding countryside. We have beautiful maintained gardens. There is a large grassed area on two levels with a permanent campfire site and provision for a few small tents. A short distance from the foot of the hill is a good general store and garage and there are shops, a cinema, restaurants and cafés in nearby Ballincollig. Buses to Cork City can be picked up at the end of the hill.

Regional Park nearby is a beautiful park with several organised walks. The park itself comprises the now defunct Gunpowder Mills complex and the networks of sluices and canals installed in the grounds and used in the manufacturing process still remain today along with most of the original buildings (www.discoverireland.com).

Leigh Dale Cottage is available to rent all year round. We are very proud of our website www.leighdalecottage.com where you can check potential booking dates, make bookings and find all the forms you need for booking your stay. Alternatively, you can contact me, Tracy Carroll; my contact details are on the website.



Violet Hill Cottage

MID WEST REGION

Violet Hill Cottage in Broadford, Co. Clare is located in a most amazing haven for any group looking for a break away from the hustle and bustle of our busy world.

The cottage is a beautiful, well-preserved old stone cottage with an extension built at the rear consisting of a Leaders' bedroom with four bunks and six other bedrooms with four bunks in each. There are toilets, washrooms and showers. It has storage and electric heating. Most groups love to light our big stove to keep cosy.

We have recently replaced the fence surrounding the cottage to ensure the safety of our groups and there is an entrance directly into the woods. The wood itself is fantastic for building temporary shelters, doing outdoor badges, nature trails, treasure hunts and any other adventures groups choose to do.

Groups need to organise their own bus/cars since there is no local public transport. For information about availability and costs please contact Catherine Cotter at 087 9725179 or email catherinecotter41@gmail.com



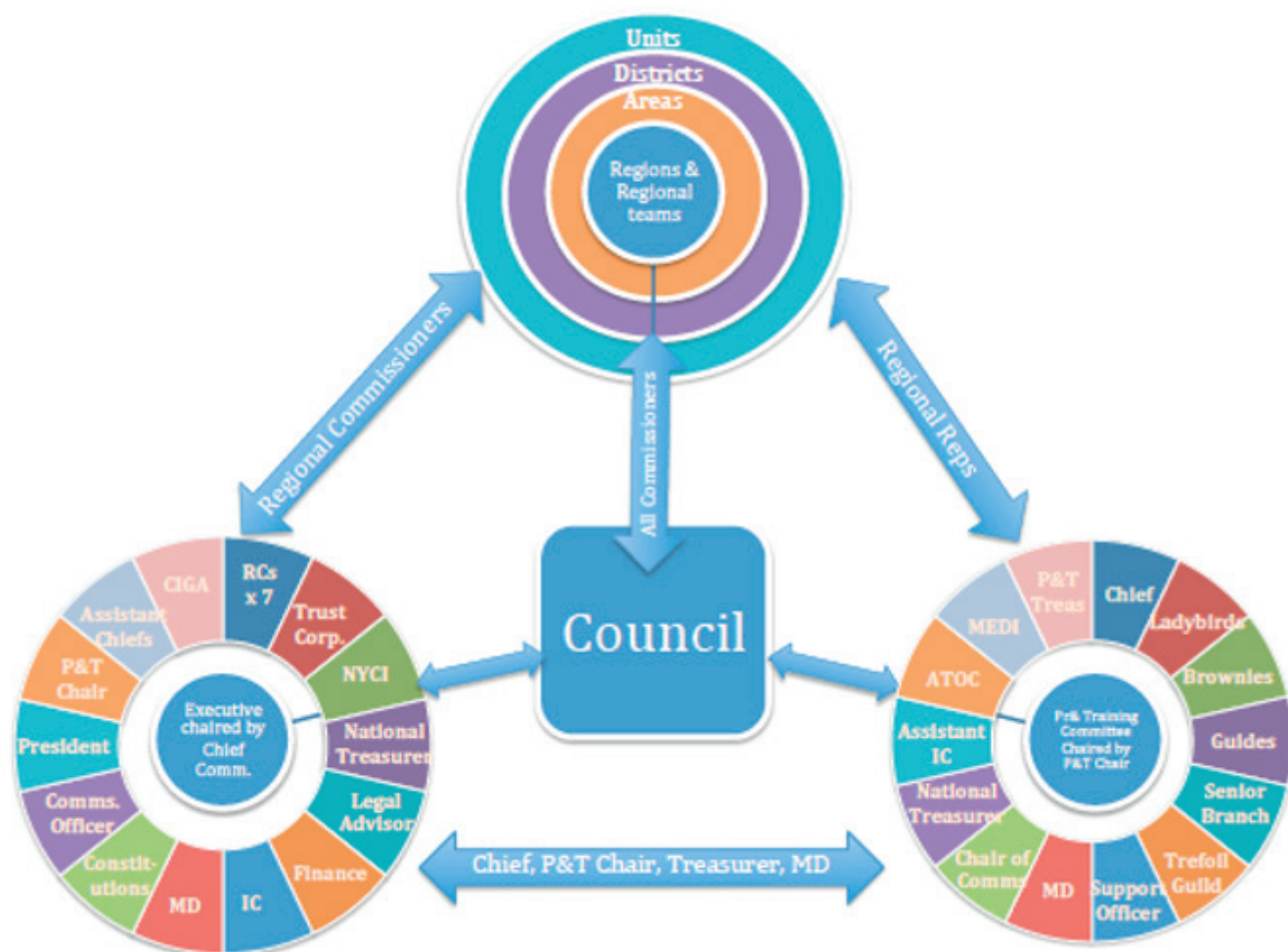
GENERAL COUNCIL OF IRISH GIRL GUIDES – 6 APRIL 2019

The General Council of IGG holds its annual meeting (AGM) once a year. This year it will be held in Tallaght on the afternoon of Saturday 6 April. All members will receive an invitation via OGM.

The Council consists of elected members of IGG and is responsible for the general supervision of the organisation. The Chair of Council is the President of IGG. All Commissioners – District, Area and Regional – are members of Council, along with members of the Executive and Programme & Training committees.

At the General Council's annual meeting, the Annual Report of IGG is presented and the accounts of IGG for the previous year are received. The Annual Report and accounts of Irish Girl Guides Trust Corporation CLG are also considered. Council approves any changes to the IGG Constitution and Bye-Laws, elects the National President of IGG, ratifies the appointments of Executive and Programme & Training committees, and deals with any other business presented to them. It also provides an opportunity for IGG's Ambassadors to be announced and the 50 Year Service Pins to be awarded to our volunteers.

THE STRUCTURE OF IRISH GIRL GUIDES



CALLING ALL COMMISSIONERS – SATURDAY 6 APRIL 2019 10.30AM – 12.30PM

On the morning of this year's Council, there will be a training for Commissioners on the use of OGM for District/Area purposes. The training will take place in Dublin West Education Centre's Computer Room, IT Tallaght, Dublin 24 and is easily accessible by public transport. Details will be emailed via OGM. Travel will be refunded and lunch will be provided.



STEPS

Irish Girl Guides Engineering Badge



ENGINEERING COMPETITION TIME!

STEPS at Engineers Ireland have partnered up with Irish Girl Guides for **Engineers Week 2-8 March 2019**.

Girls are encouraged to put their thinking hats on to win a great STEM prize for their Unit, and the coveted title of *'Ireland's Top Engineer Brownies/Guides 2019'*.

STEPS are offering two *Bricks 4 Kidz* STEM vouchers for 30 Brownies and 30 Guides for the best Engineering Badge Project. For more information and terms and conditions please see the website <https://www.steps.ie/girl-guides-badge.aspx>.

Celebrate International Women's Day

International Women's Day takes place on 8 March every year. It is a day that celebrates women all around the world, past, present and future, for who they are and what changes they made in history.

Irish Girl Guides participate in promoting female empowerment each and every day but are only a small element of a much bigger movement that spans the globe. Generations of women before us have paved the way for us, so that we can experience a more equal level of equality than they had. They fought for our right to vote, our right to work and our right to be equal with men. It is very important that we follow in their footsteps and continue to make changes to support women.

International Women's Day is a day to honour and thank the women who came before us. It is also a day to celebrate the women of today and encourage the women

of the future to follow their ancestor's lead to make an impact on the world.

All year round, our organisation participates in a wide range of campaigns, programmes and events that promote female empowerment like the recruitment drive to encourage more women to join our organisation, the Cookie programme that encourages our younger members to aspire to become future CEOs and our partnership with Dove to promote body confidence in women via the Free Being Me programme. These are just a few examples of the many projects we are involved with.

This year for International Women's Day 2019 the theme is *'#BalanceforBetter'*. It focuses on building a gender-balanced world. The world is our stage and every one of us has a very important part to play in taking action to make changes. The motto behind the theme is *'Better the balance, better the world'*.

We are beginning to enter an exciting period of history where the world accepts balance. We acknowledge that there are goals yet to be achieved and we celebrate the amount of influence women have had in changing history.

There are a number of things you can do to celebrate International Women's Day whether it be attending an event to mark it or doing a DIY activity to celebrate it in your own way. No matter which way you decide to celebrate the 8th, just make sure you celebrate being a woman and all the achievements we reach each and every day.





SUSTAINABLE DEVELOPMENT GOALS

SDG 13: CLIMATE ACTION

The Sustainable Development Goals (SDGs) are a set of 17 universal goals and targets adopted by 193 UN Member States on 25 September 2015 that outline a vision for the future, for people and the planet. Each goal has specific targets to be achieved over the next 15 years.

For the goals to be reached, everyone needs to do their part; governments, the private sector, civil society and people like you. We are delighted to be partnering with Trócaire to look at the issue of climate change across all our Branches by developing a Special Focus Badge on Climate Action. The badge was launched at the National Conference in Galway and we are grateful to Trocaire for their support.

CLIMATE CHANGE

Climate change refers to a significant change in temperature, rain and wind over a prolonged period. Climate change refers to changes that happen over years, decades or even centuries.

It is different from weather, which refers to the day-to-day changes in the atmosphere – the sunshine, wind and rain that is happening around us. Human activity is causing climate change.

By burning fossil fuels (coal, oil and gas), due to increased industrialisation and transportation, we have increased levels of carbon dioxide (CO²) in the atmosphere which is contributing to global warming. A global rise in temperatures, more erratic weather conditions and rises in sea levels are leading to land loss, drought and flooding in different parts of the world.




For Trócaire, climate change is the greatest injustice of our time. Those who are contributing least to climate change are suffering the most, while those with the most power are failing to address the issue.

Families that depend on rainfall to grow crops are particularly vulnerable as an increase in drought and floods makes it more difficult to produce enough food to feed themselves.

Out of necessity, people may resort to activities such as deforestation, sand harvesting and charcoal making which further impact the environment. Individuals or whole families are migrating from rural areas to urban areas in search of work.

Trócaire is supporting communities affected by climate change in different parts of the world. It is also raising awareness of the urgent need to address climate justice and is calling for action by our government at national and international levels.

www.trocaire.org





EXPLAINING CLIMATE CHANGE...

The earth is our common home. It is full of beauty and wonder. It belongs to all living creatures.

We all need the earth for the food we eat, the water we drink and the air we breathe.

There should be enough for everyone to have a fair share.

But some of us are using more than our share and are wasting the earth's gifts.

We are doing too much damage to our common home.

We are burning too much fuel in our cars and airplanes.

We are cutting down too many trees.

We waste electricity and we throw away too many things.

The earth, our common home, is starting to look like a giant rubbish dump.

We cannot continue like this. It's not fair, especially on people who are not wasting as much as we do.

We can change, we can make a new start and we can work together.

Will you play your part in looking after our common home?

Can you recycle, reduce water waste and turn off lights? Can you live more simply, buying less things and throwing less away, so that we don't take more than our fair share?

The world can't wait! So let's make that start today. Play your part to protect our common home.

JOIN US AND EXPLORE CLIMATE ACTION WITH TROCAIRE!

Get started by sharing the explanation of climate change above with the girls in your Unit. Then check out the [Climate Action Special Focus Badge](#) activities and resources now available on OGM.





LADYBIRDS



Dear Leaders,

This year Ladybirds celebrate their 30th birthday! Please keep your eyes peeled on your emails for more information on the Ladybird's birthday party that will take place in June. We hope you'll all take part and make it a special occasion for your Unit. For anyone who has yet to receive an email from the Ladybird Committee in relation to the 30th birthday party, please send an email to monicamcdonnell@eircom.net with the name of your Unit in the subject line.



We hope you are all ready for a busy couple of weeks ahead. With World Book Day, Engineers Week, International Women's Day, St. Patrick's Day, Mother's Day and Easter, there are lots of key dates for your diaries at this time. We have included fun-filled activities to cover all of the above and we hope your Ladybirds have fun while completing the activities.

"Never think you can't do anything because you're a woman. Everything is open to you as a girl. The future is yours."
- Christiane Amanpour.

Yours in Guiding,
Ladybird Branch Committee



World Book Day 1 March

This World Book Day is the perfect opportunity to work on the new Ladybird Book Lover Interest Badge.

The criteria to complete this badge is:

1. Listen to a story. If there are any local writers perhaps they could visit the Unit or you could visit your local library.
2. Make a bookmark.
3. Dress up as your favourite character from your favourite book.

You'll find templates for bookmarks and dress-up props on OGM.



ST. PATRICK'S DAY

Best of Irish - Be a Tour Guide for your local area

Materials: template of list of sites (available on OGM)

Introduction:

Start by asking if any of the Ladybirds can name some of the local sites in their area e.g. Oliver Plunkett's head in Drogheda, The Spire in Dublin or Kilkenny Castle. Ask each of the Ladybirds if they would be able to give you directions to any of these places.

Instructions:

1. Using the template which can be found on OGM, alter it with pictures or words of different sites in your area and check with the Ladybirds if they can say where each of these sites is.
2. Divide the Ladybirds into small groups - you will need a Leader with each group.
3. Give each group the sheet and ask them if they can name the local places on the sheet.



Follow-up option:

As an option, and to cover the Grow Challenge No. 10, the following week you could bring the Ladybirds on a heritage walk through their local

area to find the sites on the list. Once they get to each of the points of interest you could give them an interesting fact or ask them to give you an interesting fact.



Badge link: [Grow Challenge No. 10](#)
Source: www.discoverireland.ie

Rainbow Craft

Materials:

- half a paper plate for each Ladybird
- paper strips of each of the colours of the rainbow
- cotton wool balls
- glue

1. Give each of the Ladybirds their half of a paper plate.
2. Ask them to glue the tips of the rainbow-coloured strips to the straight edge of the plate.
3. Ask them to glue the cotton wool to the front of the paper plate to make a cloud.



Mother's Day

This Mother's Day, organise a party to celebrate Ladybird's 30th Birthday

Materials:

- invitation template (available on OGM)

Introduction:

Explain to the Ladybirds that you are all going to plan and organise a 30th Ladybird birthday tea-party and they can invite their mother, aunt, grandmother or a female person in their life that they look up to. Ask them to consider who they would like to invite. This is an opportunity to show their guest how great Ladybirds is.

Preparation:

1. The week before the planned tea-party, ask the girls to prepare the invitation.
2. Ask the Ladybirds to decide on what food they would like to serve to their guest of honour and draw up a menu.
3. Before the party begins, prepare some food & drink; some sandwiches, fruit salad, water and orange juice.
4. Help the Ladybirds to arrange the sandwiches and fruit salad along with small plates, cups, spoons and napkins on a table as the guests arrive.



Ideas for the party:

- Organise a game for the Ladybirds to play.
- Organise a song for the Ladybirds to sing.
- Ask each Ladybird to talk about why she likes Ladybirds.
- Consider challenging the guests to organise one of their childhood games or to sing a song or recite a poem they learnt as a child.
- As a treat, arrange for the Ladybirds to decorate some cup-cakes with icing at or for the party.

Alternative:

As an alternative to a tea-party, consider organising an indoor camp fire that Ladybirds can invite their guests to participate in.

Badge link: [Fly Compulsory Challenge No. 6](#); [Grow and Fly Choice Challenges No. 15 and 22](#)





Egg Carton Flowers

Recycled Egg Carton Crafts

Materials:

- cardboard egg cartons
- paint
- glue
- scissors
- paint brush
- card



Instructions:

1. Leaders: Cut egg carton into 'cups' – each egg holder makes one cup and give each Ladybird at least three cups.
2. Let the Ladybirds cut the sides of each cup, this being the first step into shaping your egg carton flowers.
3. Leaders: Also cut leaves, stems and a short straight strip from the flat top of the egg carton for each Ladybird.
4. Shape the sides, make them round. You will need one with smaller 'petals' and two with larger ones.
5. Shape the flowers by gently pushing the middle down whilst lifting the edges of the petals.
6. Roll the short, straight strip into a spiral to make the centre of the flower.
7. Ask the Ladybirds to paint the flowers and the leaves using bright colours of their choice.
8. Leaders can help the Ladybirds to glue the twirled circle into the centre of the smaller, shorter flower piece after the Ladybirds have glued the other flowers to each other.
9. Glue the stem and the flower to the card.
10. The flower card can then be given to someone special as an Easter card.

Source: www.easypeasyfun.com

Dancing Raisins

What are dancing raisins?

When you first drop the raisins in the soda/carbonated drink they sink to the bottom of the glass because they are more dense than the soda.

The carbonated soda releases carbon dioxide bubbles and these bubbles love to attach to the rough surface of the raisins. They act like tiny floatation devices that lift the raisin to the surface of the water. This is due to an increase in buoyancy.

Once the carbon dioxide bubbles reach the surface of the soda they pop and the gas is released into the air. This makes the raisin lose buoyancy and fall back down to the bottom of the glass.

This continues until all of the carbon dioxide has escaped and the soda is flat.

Activity

Materials:

- Club Soda or another clear soda (e.g: 7-Up, Sprite) - unopened is best
- separated raisins – fresh raisins work best
- an empty glass

Instructions:

1. Fill a glass with soda.
2. Drop raisins into the glass. What happens? Do they sink or float?
3. Then sit and watch what happens. You may need to be patient. It can take a minute or two for them to start moving.

Source: www.funlearningforkids.com



How STRONG IS A PIECE OF PAPER?

Materials:

- 3 pieces of paper, not card
- stack of books
- stapler with staples in it

Instructions:

1. Fold the three pieces of paper, one into a circle, one into a square and one into a triangle. Once the page is folded staple it a couple of times to ensure maximum sturdiness.
2. Carefully place a book on top of the pieces of paper. Let the Ladybirds take turns at placing the books on top of one another.
3. See how many books the page can hold before it collapses.



THE SCIENCE BEHIND IT

The cylinder can support the most books because its walls don't have any edges. The force of the books cannot become concentrated in a particular area, the load is distributed evenly. In other words, all parts of the cylinder are sharing the load of the books. All parts of the cylinder, therefore, contribute to its overall strength until, finally, it collapses.

The square and triangle deform more easily. They shift the weight of the books to their edges and corners which deforms their walls and leads to a quick collapse. They are unable to carry weight only at their edges.



Source: <http://creeksidelearning.com/stem-activities-for-kids-how-strong-is-a-piece-of-paper/>

Stitch's Diary

Hello everyone,

I had the most amazing visit to Mosney Brownies in November. They gave me a really warm welcome and we started with the Brownie song and our Promise. Then we continued some of the Engineering Badge they had started the previous week. We coloured in pictures of different types of engineering. I could have joined in building towers with spaghetti and marshmallows if only I'd visited a week earlier!

We did a relay race to match up cards with the different types of engineers. Did you know there were chemical, civil, electronic, biomedical, computer and mechanical engineers? The Brownies didn't know that the Leaders had bags of recycled objects for the following week to make mini-boats and basins for water to test if the boats would float. I'd like to have been there that week too!

The Brownies were looking forward to learning more about how to help the planet and about the SDGs, about how to be a kind and caring Brownie, as well as exploring important ideas like what it means to be a Girl Guide with over 10 million sisters world-wide and how they can grow as citizens of the world. The Brownies love coming to the meetings and getting involved in everything that has been organised. Some of their mums enjoy it too and have signed up as Leaders. How cool is that?! They told me they never start a meeting late as they are so excited for Brownies that they all show up early.

I really enjoyed my visit to Mosney Brownies. They all looked so happy and proud of their uniforms. One little Brownie gave me such a big long hug she nearly fell asleep beside me. They were so pleased I brought a Stitch pin for each of them. I can't wait to hear what adventures they get up to next. Have you any adventures planned in your Unit that I could come and visit? Stitch xx





BROWNIES




Dear Brownie Leaders,

In this *Trefoil News* we've given you plenty ideas of how to celebrate Easter with your Unit. There are also some ideas for a Winnie the Pooh themed Pack Holiday. Be sure to share any other Pack Holiday ideas you might have with us and we will share them with other Leaders through *Trefoil News* and OGM. Full details of how to do this are on page 26. International Women's Day takes place on 8 March; we hope you manage to celebrate the day not only with your Brownie Unit but also in your own life.

Brownie Committee

INTERNATIONAL WOMEN'S DAY

International Women's Day (IWD) is celebrated all over the world on 8 March. Every year a new theme for IWD is launched and this year's theme is 'Balance for Better'.



The aim of this theme is to help build a gender-balanced world. Everyone can play a part in this.

To join in the celebrations,

we are encouraged to spread and promote the theme by posting balance-themed photos using the hashtag #BalanceforBetter.

The Balance for Better campaign will run for a full year, so get busy with your selfies and group photos!

Why not post photos of your Unit striking their #BalanceforBetter poses? Selfie cards can be downloaded from the IWD website. Maybe these pictures would make a nice card for someone?

Other balance thought-provoking activities include:

- ▶ Play a balance game. See who can balance on one leg while doing various activities (throwing a ball, juggling etc.). Is there a difference when you close your eyes?
- ▶ Design 'congratulations on the birth of your baby' cards. Consider the differences between existing 'boy' cards and 'girl' cards - colours, images, themes, verses etc.
- ▶ Think of an inspirational woman in your life and another nationally or internationally inspirational woman. What characteristics do they have in common?



Materials:

- chick puppet template (below or on OGM)
- colouring markers, pencils or crayons
- paper/butterfly fasteners (2 per chick)
- lollipop stick/straw (1 per chick)
- string
- scissors & glue
- sellotape
- hole punch

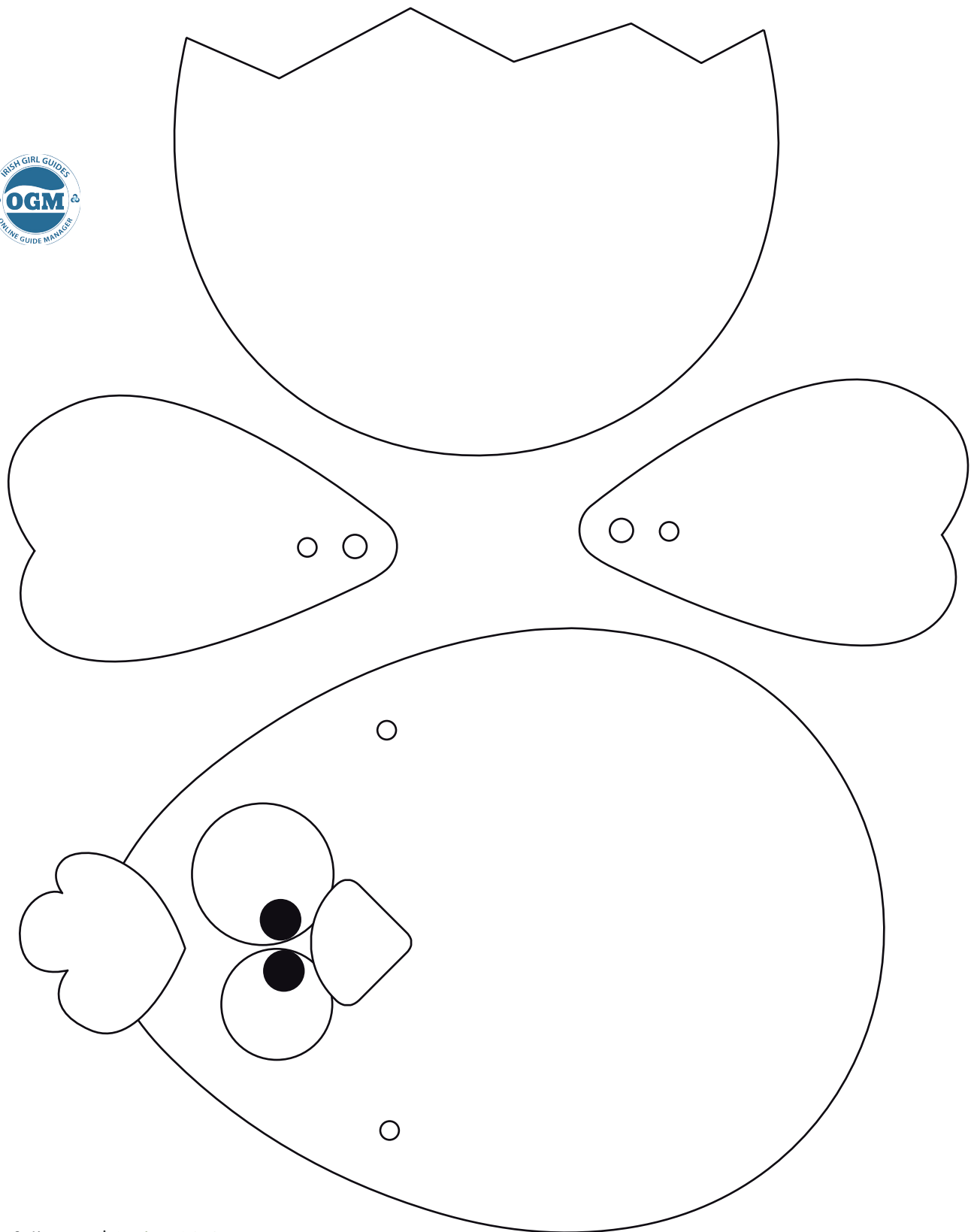


1. Print one template per Brownie and allow them to colour them in.
2. Cut out the body, wings and egg from each girl's template.
3. Punch holes in the chick's body and wings where indicated on the template.
4. Glue/sellotape the lollipop stick or straw to the front of the chick.
5. Take the string and string it through the hole on the outside of one wing and then string it through the other wing, again through the outer hole.
6. Using the two paper fasteners, now attach the wings to the body of the chick.
7. Now it's time to tie the string. The string connecting the two wings should be somewhat loose, just enough so that the wings can fall down when the puppet is held upright.
8. Leave a bit of the string hanging for each Brownie to pull and to make their puppet move.
9. Glue the coloured Easter egg shell onto the chick.

Badge link: **Brownie Art and Craft Interest Badge Option 13**

Source: <https://www.easypeasyandfun.com/paper-chick-puppet/>

MAKE A CHICK PUPPET



Pack Holiday Ideas

Don't forget that we want as many Brownies as possible to have the opportunity to experience a Pack Holiday between now and this summer. In the International Edition of *Trefoil News* we gave you some ideas for running an international Pack Holiday.

In this edition we are sharing some 'Winnie the Pooh' ideas with you.

Let us know, at iggbrowniebranch@gmail.com, if you run a Pack Holiday between January and August 2019. Include your Unit name and the number of girls that took part and we will get a treat out in the post for all of you.

If you have any other ideas for Pack Holidays, please email us or you can post ideas to us at *Brownie Branch, Trefoil House, 27 Pembroke Park, Dublin 4*. We will share the ideas on OGM for all Leaders to enjoy.



Winnie the Pooh Theme

Sixes

Owls
Heffalumps
Gophers
Kangas
Woozels
Honeybees

Leaders

Piglet
Eeyore
Tigger
Winnie
Roo
Pooh

Room Names

Owl's House - Leader's room
The Picnic Place - The kitchen
The Honey Pot - The dining room
Rabbit's Garden - Outside
The Floody Place - Bathroom
100 Acre Wood - Cottage

Pin the tail on Eeyore

Materials:

- wool
- large picture of Eeyore (available with this activity on OGM)



Let the Brownies plait some tails for Eeyore using wool. Brownies can then play a game of pinning the tail onto a large picture of Eeyore, without a tail, placed on the wall.

Guess the Teddy

- ▶ Ask the Brownies to bring their teddy bear in a bag to the Pack Holiday and to place their teddies in a large box.
- ▶ A Leader then takes the teddies out of the box, numbers them using post-its, and places them all in a room in the cottage.
- ▶ Give each Brownie a sheet of paper with all the Brownies' names on it and they have to guess who owns which teddy bear.



Teddy Bear's Picnic Song

If you go down in the woods today
you're sure of a big surprise,
If you go down in the woods today
you'd better go in disguise,
For every bear that ever there was
will gather there for certain because
Today's the day the teddy bears
have their picnic.

Every teddy bear who's been good
is sure of a treat today,
There's lots of marvellous things to
eat and wonderful games to play.
Beneath the trees where nobody
sees they'll hide and seek as long as
they please,
That's the way the teddy bears have
their picnic.

Picnic time for teddy bears
The little teddy bears are having a
lovely time today,
Watch them, catch them unawares
and see them picnic on their
holiday.
See them gaily gad about,
They love to play and shout,
They never have any cares.
At six o'clock their mummies and
daddies will take them home to bed
'Cause they're tired little teddy
bears,


If you go down in the woods today
you better not go alone,
It's lovely down in the woods today
but safer to stay at home,
For every bear that ever there was
will gather there for certain because
Today's the day the teddy bears
have their picnic.

Another Pack Holiday Idea

Paper Plate Eeyore

Materials:

- 2 white paper plates per Brownie
- blue, pink and tan paint
- black and white paper
- black marker
- glue or tape
- brown crayon



1. Draw the lines to mark the outside of Eeyore's face onto a paper plate.
2. Then ask the Brownies to paint the plate.
3. When the plate is dry cut off the excess so you are just left with the centre of Eeyore's face.
4. Take the second plate and cut out some ears for Eeyore.
5. Cut out two ovals from white paper and draw black pupils with black marker.
6. Cut out some crazy black hair with paper and tape it on the top of his head.
7. After the paint dries, take a brown crayon and add the facial features to Eeyore's nose.
8. Put two black lines under his eyes and you are done!

Source: <https://www.craftymorning.com>

Have you and your Brownie Unit made a craft from recycled materials or a compass?

Have you devised an exercise programme or learned a new song to perform?

Or... have you perhaps completed some of the other Brownie Challenges?

If so, make sure you aim to finish all six challenges by June.

EASTER CRAFTS

EGG BALLOON LIFT

Materials:

- balloons
- timer



1. Blow up 10 to 15 balloons (eggs).
2. Each Brownie takes a two minute turn (use a timer) to pick up and hold onto as many of the eggs as they can. They must pick them up by themselves and hold them in their clothes, between their teeth, under their arms etc.
3. The Brownie who can hold the most balloon eggs at the end of the two minutes is the winner.

Source: www.leaderconnectingleaders.com

Materials:

- food colouring
- ziplock bag for each colour being used
- spoons
- hard boiled eggs
- rice
- white paint/paint brush (optional if painting eggs)

1. This craft works best with paler eggs. Alternatively, you can paint the eggs white at the beginning of a meeting and finish the craft at the end of the meeting when they are dry.
2. Pour a cup of rice into each bag.
3. Add 10 to 15 drops of food colouring to the rice and mix it with the rice.
4. Put the egg into the bag and shake it around until you get the colour you want.
5. If you like, the eggs can be transferred into other colours to make multi-coloured eggs.
6. Leave eggs to dry.



Source: www.craftymorning.com



GUIDES



Dear Guide Leaders,

Welcome to the spring edition of *Trefoil News*. We hope all of you who attended the National Conference had a great weekend and went back to your Units refreshed. We are busy preparing for our National Patrol Leaders' Weekend and hope everyone attending is looking forward to it.

Our focus in this edition is on the Guide Nature Observer Interest Badge. There is a great opportunity to get outside with the girls for some parts of the badge. We have included several parts of the badge and those not featured here are available on OGM.

We are also already busy planning our National Guide Awards for 12 October 2019. Applications must reach your Regional Commissioner in mid-June to enable her to submit them to Guide Branch by 30 June. We have included guidelines for the application process and hope you find them useful. We have also included a Mother's Day craft. Enjoy!

Guide Branch

WHY DO BIRDS MIGRATE?



First, talk to the Guides in your Unit about migration.

Divide the Guides into their Patrols and ask them to research the migration of birds and to prepare a presentation of their findings for the following week.

Research areas could include:

- Why do birds migrate?
- When do they come to Ireland and leave?
- What do the birds eat?
- Where do they migrate to?
- How do birds navigate their way?
- What is the migratory path?

Badge link: **Guide Nature Observer Interest Badge Option 3**

Sources:
<https://www.allaboutbirds.org/the-basics-how-why-and-where-of-bird-migration/>
www.birdwatchireland.ie
<http://naturescalendarireland.com>
www.irelandswildlife.com



Materials:


- dry, clean jar with no lid
- ribbon
- small pieces of different coloured paper
- pen
- markers
- glue/cellotape
- quarter sheet of white card
- scissors

52 Reasons Why... (Spring Craft)

1. Two weeks before the craft, ask the girls to save a nice jar with a lid and to clean and dry it.
2. Ask the girls to write 52 nice messages for their mother/granny/aunt/other female stating why she is the best. Suggestions for messages could be:
 - remember when...?
 - reasons why I love you
 - random messages of thanks
3. After writing the messages, let the girls decorate the pieces of paper if they wish. They can roll them up and put the pieces of ribbon on them, with a bow or by sticking on small pieces.
4. The girls can put their messages in their jars and then decorate a label for the jar, perhaps writing '52 reasons why you're the best in the world'.



Weather Forecasting




Materials:

- copy of weather forecasting quiz (available on OGM)
- copy of weather forecasting chart (full chart available on OGM)
- copy of 'How to read a weather chart' from Met Éireann - <https://www.met.ie/education/school-resources>

Guides can discover how to forecast the weather

- using clouds
 - using wind and air
 - using the sky
- Ask the Guides, in their Patrols, to answer the quiz questions which cover the areas mentioned above.
 - Watch the weather forecast for your area on the TV. How accurate is the forecast?
 - For one week, chart the predicted forecast and what weather you actually have.
 - Debrief: Discuss, in Patrols, the weather for the past week looking at the forecast and the actual weather.

	Monday	Tuesday	Wednesday
Predicted temp			
Actual temp			
Predicted rain			
Actual rain			

Weather Forecasting Quiz (sample questions - full quiz on OGM)

1. How can you detect wind direction?
2. What type of clouds mean rain?
3. What is Ireland's climate influenced by?
4. What does "clear moon, frost soon" mean?

Badge link: **Guide Nature Observer Interest Badge Option 13**

Sources: <https://www.wikihow.com/Predict-the-Weather-Without-a-Forecast>
<https://www.met.ie/education/school-resources>

WOODLAND FACTS

Materials:

- cards
- colours
- glue
- paper sheet

With the facts below, make up cards with one fact written/typed on each card. Shape and colour the cards to be part of a tree with the appropriate fact e.g: write Fact #9 on a card in the shape of roots and this goes at the bottom of the tree. Ask the girls to draw a tree outline and place the cards on the appropriate part of the tree or they may wish to build up a tree using the cards.

Environmental

1. Woodlands are an important wildlife habitat providing shelter and homes for many animals and birds, wild and domestic (leaf & bark card).
2. Woodlands are landscape features providing a setting for recreation.
3. Woodlands absorb dust, noise, pollution and the greenhouse gas, carbon dioxide (leaf card).
4. Woodlands provide shelter for livestock, buildings, land and people (leaf card).
5. Woodlands screen buildings and eyesores.
6. Woodlands release oxygen and contribute to our sense of well-being (leaf card).
7. When growing by water, woodlands can filter pollutants from entering the water and help in the prevention of flooding (roots & bark card).
8. Woodlands provide pollen (leaf card).
9. Roots help the soil to strengthen and help in the prevention of landslides (roots card).

Economical

10. Woodlands can provide sustainable livelihoods.
11. Woodlands provide sustainable timber production (bark card).
12. Woodland management and planting provides business opportunities and creates jobs.
13. Woodlands provide income from sporting interests.
14. Woodlands enhance property values.
15. Woodlands provide a source of fuel (roots & bark card).

Badge link: **Guide Nature Observer Interest Badge Option 8**

Sources: www.cumbriawoodlands.co.uk & Pinterest



MAKE A BIRD FEEDER AND WATCH WHO COMES TO EAT...

Materials:


- old cups and saucers (good way to utilise your local charity shop and support a local charity), old shoes etc.
- hot glue gun and glue sticks
- bird seed ingredients or pre-packed bird seed

Ingredients for homemade bird seed:

- sunflower seeds (hulls still on)
- raw peanuts
- dark raisins
- dried blueberries
- apples or other dried fruits chopped
- a small carton of mealworms (can be purchased in pet shops)

1. In a rodent-proof container, mix the striped sunflower seeds, peanuts and fruit.
2. Store in a cool area such as the garage and store the mealworms in the fridge according to the package instructions.
3. Spread one or two scoops of the seed mixture, sprinkled with fresh mealworms, into or onto your bird feeder.

SAMPLE BIRD FEEDERS (preparation instructions are available with this activity on OGM)



Check out rules for feeding birds, available with this activity on OGM.

Why feed the birds?

- Wild birds help gardeners by eating pests like slugs and snails.
- Birds need a helping hand during the winter when bugs and berries may be scarce.

Badge link: [Guide Nature Observer Interest Badge Option 6](#)

Sources: <https://www.diyncrafts.com/>; <https://www.homemadebirdfood.com/>; <https://www.birdwatchireland.ie>

OBSERVING THE WILD

Guides choose five of the following categories and identify three varieties of each of them: butterflies, insects, wild animals, garden flowers, wild flowers, trees and sea creatures.

Materials:

- paper
- markers/ biro
- nature books

1. In Patrols, the Guides discuss what varieties they would like to discover. It works well if they choose categories that they would see in their own area.
2. Let the girls investigate the categories chosen and suggest they discover an interesting fact about each.
3. Guides present their findings to the Unit.



Badge link: [Guide Nature Observer Interest Badge Option 11](#)

Sources: <https://iwt.ie/species-list/> and <http://www.irishwildlife.ie/>

WHAT DOES COILLTE DO?

Gather the girls in a circle and talk about Coillte and what they do around Ireland.

Suggested topics include:

- the story of Coillte
- forestry
- land solutions
- Medite Smartply

You'll find information related to these topics with this activity on OGM.



Badge link: [Guide Nature Observer Interest Badge Option 9](#)



Source: <https://www.coillte.ie>



NATIONAL GUIDE AWARDS 2019

Venue: **Croke Park**

Date: **12 October 2019**



Application Process 2019

In 2019 the National Guide Award (NGA) will be presented to Guides who have completed Pathfinder, Voyager, Innovator and Trail Blazer Awards. The Guide should be a minimum of 13 years and 9 months and the work should be completed before her 15th birthday.

In order to apply for the Award each Guide must:

1A) Have completed the Pathfinder, Voyager, Innovator and Trail Blazer Awards and submit pages 5, 17, 20, 24, 28 and 35 from the 'My Guide Travel Folder', with their log book (see notes below).

OR

1B) Have completed the Pathfinder, Voyager, Innovator and Trail Blazer Awards and submit page 35 from her 'My Guide Travel Folder' along with her OGM record card and log book (please see instructions below).

2) For the 2019 award ceremony we are suggesting that the Guide completes a log book for her last year, i.e. Trail Blazer, and it will be submitted with the NGA application to the Regional Commissioner. This can be a copybook with 16 pages titled with:

- ▶ seven Compulsory Challenges
- ▶ six Choice Challenges
- ▶ three Interest Badges

Each page will have something on it to represent the part of the challenge at the top of the page e.g. photo, picture, paragraph of writing, whatever the Guide wishes to do. It is a lovely keepsake for the Guide.

This will become compulsory for submission with the application from June 2020.

3) Send the above pages or OGM print out with log books to your Regional Commissioner for signing. Please enclose a stamp addressed envelope, addressed to **Guide Branch, c/o Irish Girl Guides, Trefoil House, 27 Pembroke Park, Dublin 4** before **mid-June** to enable the signed forms to be forwarded by the Commissioner to National Office before 30 June 2019.

Leaders

- ▶ We ask that Leaders submit three lines about each Guide with the application form - this will be read out at the award ceremony.
- ▶ We ask that Leaders take photos of the Guides completing the challenges and submit them to iggguidebranch@gmail.com and these will be used on the day of the ceremony.

OGM Report

The following will help you to download your OGM report.

1. Go to 'Members Area' in the 'Youth Section'.
2. Select 'Personal Details'.
3. Click on the relevant Guide names; you can select more than one girl. Then click on 'Record Card' at the right-hand side of the screen.
4. A pop-up box will appear in the middle of your screen. Untick 'Include Personal Details' and select 'Download'.
5. This will produce a report of the badges and dates the badges were awarded.



SENIOR BRANCH



Upcoming SB Events

18 th Birthday Party	21 February 2019 at Dublin Zoo
Explorer Belt	27 July to 10 August 2019
Trip to Sangam	August 2019
Senior Branch Weekend	Last weekend of November 2019

Spring Festival Themes

World Book Day - 1 March

If you're waiting for an excuse to dust off your library card or you've still got that unused voucher from Christmas, World Book Day is the perfect opportunity! Try swapping genre from your norm or hosting your very first book club meeting. Pick a book, set a reading timeframe and meet up with your Unit to discuss!

www.worldbookday.com has a vast range of resources, including a search engine for local booksellers/supermarkets near you and short videos based on how to draw your favourite characters and how to get better at writing. 2019 may be the year for all you budding authors to get inspiration to start that novel you've always dreamed of writing.

World Wildlife Day - 3 March

This year's World Wildlife Day focuses on how our favourite felines are in dangerous decline, mainly due to human activities, and what we can do to help.

Want to help and get involved? www.worldwildlifeday.org lists below how best to become an activist.

- Get to know the big cats, learn about the challenges they are facing and how you can help. Share what you've learned with your friends and family.
- Check out the factsheets of the big cats on www.worldwildlifeday.org

- Post on social media and spread the word. Have a look at the World Wildlife Day social media kit if you need some inspiration or take a photo with the action cards and say something about the day.
- Remember to use the hashtags [#WorldWildlifeDay](#), [#BigCats](#), [#PredatorsUnderThreat](#), [#WWD2018](#), [#DoOneThingToday](#), [#iProtectBigCats](#)
- Follow the official Twitter, Facebook and Instagram accounts of World Wildlife Day.
- Talk with the girls in your Unit about World Wildlife Day. The youth are the future leaders of wildlife conservation and they deserve a future where we humans live in harmony with wildlife that share the planet with us.

www.wildlifeday.org/content/get_involved

International Women's Day - 8 March

This year's theme is [#Balanceforbetter](#).

Why not hold an International Women's Day evening. You can order decorations from www.internationalwomensday.com/EventPacks or, alternatively, make your own.

Invite women in positions of power from your local community to come and speak to your Unit about their career and experience. Be she a politician, businesswoman or sportswoman, it can be very

powerful to hear about someone's life experience and to discover a networking opportunity right in your own community.

www.internationalwomensday.com

Earth Day - 22 April

The theme for Earth Day 2019 is 'Protect our Species'.

The Facts: Declining and Endangered Species

- ▶ Land-dwelling wildlife species have declined by 40% since 1970.
- ▶ Marine animal populations have fallen by 40% overall.
- ▶ Bird populations have been reduced by about 20-25%.
- ▶ Freshwater animal populations have plummeted by 75% since 1970.
- ▶ Insect populations have also declined dramatically. In Germany alone, insects have declined by 75% in the last 30 years.
- ▶ Almost fifty percent of the world's coral reefs have died in the last 30 years.

How to get involved:

- *Take the pesticide pledge.*
- *End plastic pollution.*
- *Make your own act of green.*
- *Plant or donate a tree.*
- *Reduce your footprint.*
- *Eat less meat.*

Check out www.earthday.org/take-action/ for more details!



Niamh McSweeney
receiving her
Silver Moon Award



Aisling McCarthy
receiving her
Bronze Star Award



Emma Lovell
receiving her
Bronze Star Award



Rachel Corcoran
receiving her
Bronze Star Award



Averil O Connor
receiving her
Silver Moon Award



Aishah Morshed
receiving her
Bronze Star Award

Aisling
Claffey and
Aoife Leamy
receiving
the first ever
Golden Sun
Awards.





SENIOR BRANCH

HOW CAN I TAKE PART??

Step One:

Decide to start!! Challenges can be completed as an individual or can be completed as a Unit.

Step Two:

Choose your challenges to add up to the value of 500 points or more and at least one challenge must be chosen from each category. Keep a diary of the challenges you complete (e.g. pictorial, vlog, blog, powerpoint).

Step Three:

Attend Senior Branch Weekend 2019 to present your Senior Branch Challenges and attend an interview with a selected panel of judges.

Step Four:

The winner is chosen at Senior Branch Weekend 2019 and all participating members in the Senior Branch Challenge will receive a Senior Branch Challenge Badge and Certificate.

Note: Some challenges feature in the Senior Branch Journey so you may be completing another badge/part of a badge/Choice Challenge while carrying out these challenges.


20 points

1. Compose or alter an existing song to become your Unit's anthem.
2. Plan a meal suitable for someone who is coeliac/vegetarian/vegan/diabetic etc. (pick one).
3. Learn to check the oil, water, tyre pressure and heater in a car and how to change a tyre.
4. Complete a Brownie Interest Badge.
5. Write a letter to Lady Baden Powell and tell her about Guiding in Ireland since she died in 1977.
6. Look at how the media influences you and your community (Bronze Star Change).
7. Design your own neckerchief for your Unit.
8. Design a Unit badge.
9. Take part in a World Thinking Day celebration.
10. Complete two Brownie Choice Challenges of your choice.
11. Create a campfire song book containing ten songs of your choice (Choice Challenge, Community Adventure 13).



30 points

1. Sew or knit yourself a garment.
2. Interview someone at least 25 years older than you and compare your teenage years.
3. Hold a debate on whether or not Irish should be compulsory in school examinations.
4. Hold an Irish cultural night.
5. Take part in your local Tidy Towns activities or similar for a minimum of one hour.
6. Organise a pamper evening for your Unit. Make your own face mask from natural ingredients and try it out on yourself or a willing volunteer! Give each other manicures and make overs.
7. Do any challenge with a Senior Branch Unit from another Region.
8. Take part in a District/Area/Regional/National event of your choice.
9. Build an outdoor shelter.
10. Take part in an activity on water (Choice Challenge, Outdoor Adventure 25).
11. Teach a new campfire song to a Guide Unit.
12. Create a poster celebrating 100 years of Senior Branch and bring it to Senior Branch weekend 2019 for display.



40 points

1. Research the entitlements of children with special needs.
2. Take a walking tour of a city in either Ireland or abroad (Choice Challenge, Lifeskills Adventure 12).
3. Teach a craft to another Unit of your choice.
4. Organise and participate in a fundraising event for a charity of your choice.



CH CHALLENGE

40 points continued...

5. Challenge yourself to a digital detox for 24 hours.
6. Find out about different ways of relieving stress. Go to a District/Area/Regional meeting, or some other get-together, and try some of the ideas on the Leaders there. What are their reactions? Do these methods work?
7. Register to vote and understand how the voting system works in Ireland (Golden Sun, Global Awareness).
8. Design and make a mascot for your Unit and bring it with you to the Senior Branch Weekend.
9. Visit an emergency service in your area (Choice Challenge, Community Adventure 15).
10. Plan a well-balanced menu for a Senior Branch weekend.
11. Submit a feature for The Welly! e.g. a comic strip, fashion page, puzzle etc.
12. Prepare and run a Guides' Own on a theme of your choice. The winning Challenge entry will get to run their Guides' Own at the Senior Branch Weekend (Bronze Star, Guiding).
13. Attend a District, Area, Regional or National Meeting (Silver Moon, Guiding).
14. Have a pyjama party with your Unit.
15. Set up a stand in your local area informing your community about Irish Girl Guides.
16. Plan and carry out a '100 years of Senior Branch' celebration for your own Unit.



50 points

1. Give 12 hours service to a voluntary community organisation - not Guiding.
2. Make a video or drama to investigate the phenomenon of reality television and its effects on your generation.
3. Attain one of the following Bronze Star Journey Awards: Community, Lifeskills, Change, Outdoors, Global Awareness or Guiding.
4. Attend three productions of drama, music or dance.
5. Create a lip-sync video.
6. Complete all 20 Ladybird Interest Badges (Ladybird Diva Badge).
7. Find out, in depth, about one of the World Centres. As part of your preparations, organise an information evening with a speaker who has helped at the World Centre of your choice.
8. Find out about the history, geography, customs, climate, language, culture and structure of government of a developing country.
9. Plan a trip to one of the World Centres. Produce a map showing the route you will take and provide a detailed itinerary with costings for your journey. Fill in the forms you would require as practice for when you really take this trip!
10. Hike 15km in a group of three and make a log of your hike with notes, photos, sketch maps etc. List the items that you carried in your rucksack.
11. Teach an Interest Badge to a Ladybird, Brownie or Guide Unit (Bronze Star, Community).
12. Cook a three-course meal for four others on a campfire.
13. Along with two others from your Unit, complete the Driver Theory Test (Choice Challenge, Lifeskills Adventure 11).
14. Complete the Ladybird, Brownie and Guide Active Body Badges.
15. Design four useful camp gadgets made out of bamboo canes or broom handles with elastic bands or string. Produce written instructions on how to make these including photos and/or drawings.
16. Achieve your Basic Standard as a Unit.
17. Take 100 photos of your Senior Branch Challenge journey.



100 points

1. Organise a fun day out for Ladybirds, Brownies or Guides - choose one age group or bring all of them together.
2. Go camping outdoors for two nights minimum.
3. Identify the community service agencies in your locality and approach one with a view to carrying out a service project in conjunction with them. This should involve a minimum of ten hours service over a period of at least four weeks (Choice Challenge, Community Adventure 8).
4. Volunteer to help with a Ladybird, Brownie or Guide Unit in your District for a minimum of six months.
5. Achieve the Guide 'I'm a Badge Diva' Pin - complete 20 Guide Interest Badges.
6. Sell 100 packets of IGG cookies.



Juliette Low Seminar

We are very excited that Ireland has been selected as one of the 20 hub locations for this year's Juliette Low Seminar (JLS).

Young women from all over Ireland have been selected to attend hubs at home and abroad. We are also very lucky to have two of our members selected as part of the international facilitators team; Jenna Goodwin will be part of the team at Our Chalet while Aisling O'Boyle will head to the Edith Macy Centre, just outside of New York.

Now we are looking to recruit a number of IGG Leaders who will join the planning team for the Irish hub. We are hosting the event in Gormanston College, Co. Meath from 14-20 November. Facilitators will need to arrive a day or two beforehand and stay a day after the event finishes.

- Would you like to be part of an historic international event?
- Are you interested in supporting young women to develop their leadership potential?
- Can you work as part of a multi-cultural team?
- Experience as a trainer is desirable but not essential and this position is open to Leaders from all Branches.
- There is no fee for successful candidates to attend this event.

To apply please email international@irishgirlguides.ie giving a brief outline of your experience and motivation for being involved in this event.



WIN €100 OFF YOUR EVENT FEE!


We were delighted to meet so many of you at the National Conference and hope you are all energised for the Guiding year ahead. We are looking forward to having girls from all over Ireland join us in Poland to take part in EuroJam 2020.

There is still time for more girls and Leaders to sign up and we need your help to spread the word.

All girls who sign up and pay the first two fees by 5 April will be entered into a draw to win €100 off the price of the event. Girls who have already paid their fees will also be entered into this draw. Join our Facebook page to make sure you hear all the information as it is released.

<https://fb.me/IrishGuideContingentEJ2020>





As you are about to celebrate World Thinking Day, why not continue with your international theme for another week or so and prepare your girls for entry into the **Regional level of the Timpeall an Domhain event.**

Remember there are different sections for junior and senior Patrols and we look forward to welcoming all the Regional winners to a **fully-funded weekend in Balbriggan on 27-28 April.**

You'll be amazed at how much work the girls have already covered in your weekly meetings.

- Have they tried a craft or learned to play a game from one of the focus countries?
 - Have they learned about Guides from one of the focus countries?
- If so, you are halfway there! All you need to do is pick a famous person or event and perform a sketch about them, or an event they were involved in, and make a dessert. Who doesn't like to try a new dessert?!

Our focus countries are Jamaica, Jordan, New Zealand, Nigeria and Poland. There is still plenty of time to be involved and to bring your girls to the Regional events. Contact your Regional International Reps for details of your Regional final.



Annual Calendar

Dates for your diary...



16-22 February	My Europe My Say, Belgium
5 April	EuroJam 1st deposit deadline
27-28 April	National Timpeall an Domhain finals, Balbriggan
12 May	International Permit Training, Dublin
5 July	EuroJam 2nd deposit deadline
Autumn TBC	International Selection Day
5 October	EuroJam 3rd deposit deadline
14-20 November	Juliette Low Seminar, 20 locations including Ireland



Tall Ships Voyage *by Amy Gorman*

On 4 June 2018, I stepped on board the Pelican of London for the first time. This was also my first time ever being near a tall ship, and yet, there I was ready to set sail for ten days with people I had never met before. It was a comfort to know that I would be accompanied by three other members of IGG from across Ireland.



The first thing we had to do was check-in and find our rooms. After that all the trainees started to mingle and get to know each other. The crew then gave us a brief introduction to sailing and went over all the rules and safety precautions.



Within a day we were all set up in our watch systems and we were all ready to work together. We soon got into a routine. We would wake up for watch, eat, sleep and also find time to become friends with the other trainees. It was no easy task but soon it felt like we had been doing it for years.

My favourite part about life on the ship was being on watch. I loved tackling new and exciting challenges with a group of like-minded peers.

The hardest challenge I had to face was leaving the ship because I felt as if I was leaving behind my family. On a positive note, I left the Pelican of London with a wealth of nautical knowledge and a large number of new friends. The experiences I had on board have shaped me into a more confident and more outgoing person.

I would highly recommend to anyone to go on a tall ship voyage at least once in their life. Now that I've been once I can't wait to go again!



Leadership Programme -



Cultural Programme Kusafiri, Uganda, December 2018

by Lauren Flynn

In December I had the incredible opportunity to represent Irish Girl Guides at Kusafiri. Kusafiri is the Fifth World Centre and is currently situated in Uganda. I was able to visit my first World Centre and go on this amazing journey to experience the 'Pearl of Africa' and the joy of Ugandan culture, all because of the Diane Dixon Scholarship.

The Cultural Programme was a jam-packed week of fun activities and constant excitement. There were 150 participants representing 42 countries from all over the world! The week started with a beautiful opening ceremony. This was a brilliant introduction to get to know everyone, and a chance to reconnect with old friends too! The Cultural Programme allowed Girl Scouts and Girl Guides from all over the world to experience and fully immerse themselves in Ugandan culture.

Kusafiri, Uganda, December 2018

By Sophie Cassidy

INTERNATIONAL



This December, four IGG members travelled to Kusafiri, the Fifth World Centre, which is currently in Uganda. Kusafiri moves around Africa for each event, creating a World Centre experience for Guides across the Africa Region. This year Kusafiri tried something new, deciding to have one event with two concurrent programmes. Sophie Cassidy, Jenna Goodwin and Aisling O'Boyle took part in the leadership programme, while Lauren Flynn was a participant of the cultural programme. We were joined by 150 other Guide and Girl Scout Leaders from 42 different countries and all the WAGGGS Regions.

The purpose of the leadership programme was to train the facilitators of WAGGGS' flagship leadership development seminar, the Juliette Low Seminar (JLS). In 2019, the JLS will run in 20 hub locations, including Ireland, from 14-20 November.

We spent our week learning about the new WAGGGS' leadership model and the six leadership mindsets: reflective, worldly, collaborative, creative and critical thinking, gender equality and responsible action. Through discussion and activities, we explored how to use the mindsets in our everyday lives, gender equality around the world and barriers to leadership.

We went on an inspiring trip to a local community project called SINA (Social Innovation Academy). SINA hosts, educates and empowers disadvantaged youth to become social entrepreneurs and leaders. During their time at SINA, the young people develop a socially-focused project, examples of which included mosquito repellent soap, empowering people with disabilities to create sustainable fashion, building houses using old plastic bottles, and making and distributing reusable sanitary pads to women and girls in the local areas. We also spent an evening at the Ndere Cultural Centre where we enjoyed lots of traditional Ugandan music, dance and food.

We all had a fantastic time reconnecting with old friends, learning about Ugandan culture and developing our leadership skills. We can't wait for JLS 2019!



Participants experienced this in various ways such as through a visit to a local Ugandan farm, a trip to the Equator, cooking traditional Ugandan food in banana leaves and cultural sharing from our own home countries (Tayto were 100% involved!). We went to a fabulous show in Ndere where we saw and partook in several traditional Ugandan tribal dances. There was an adventurous boat trip to the source of the Nile, at the famous Victoria Lake, which had an abundance of wildlife such as colourful and elegant kingfishers and cheeky monkeys.

I was also given the wonderful opportunity to spend an evening with a local Ugandan family and have dinner with them. This was honestly my favourite part of the whole trip! The food was delicious. The family were very welcoming and so friendly. They gave me a huge insight about life and Girl Guiding in Uganda.



The Kusafiri World Centre trip to Uganda was everything and more than I could have possibly imagined. I made so many new friends from all over the world. The Ugandan Girl Guides were absolutely amazing! They opened up my Girl Guiding world completely with their enthusiasm and kindness, making me feel at home, like I was one of them. By the end of the trip I felt like I was no longer an observer of Ugandan culture but that I had become and contributed to a part of what makes the 'Pearl of Africa' such a joyful and wonderful country.



LADYBIRD BOOK LOVER INTEREST BADGE

A Bray Ladybird (above) enjoying some reading; and Ballyroan Ladybirds (top right) and Blueway Ladybirds (right) dress up as their favourite character from their favourite book.

MISSION STATEMENT

The mission of the Irish Girl Guides is to enable girls and young women to develop to their fullest potential as responsible citizens of the world.

Irish Girl Guides

National Office
Trefoil House
27 Pembroke Park
Dublin 4
Ireland

Tel: 01 668 3898 / 01 668 9035
Email: info@irishgirlguides.ie
www.irishgirlguides.ie



Registered Charity No. 20006327
Spring 2019



**A QUALITY HEALTH
PROMOTING ORGANISATION**



Supported by

**National
Lottery**



government supporting communities



**An Roinn Leanaí
agus Gnóthaí Óige
Department of Children
and Youth Affairs**

